



New Albany Floyd County Animal Shelter News



www.nafcanimalshelter.org

July 2014

Inside


- Walk, Run, or Dance for a Cause!
- What is Your Cat Trying to Say
- Frozen Tuna Treats
- Dog Days at the Drive-In Recap
- Happy Tails: Jojo
- Information Corner: Dog Training Class
- Comics

Classifieds




Sable
Dachshund X
10 Months Old
S. Female

Hello there! I am a girl who has a little bit of spunk left in me. I need someone who will show me the manners I need to be the love of your life!



Tiger
DSH
7 Years
N. Male

I am a big stunning boy looking for a new forever family. I am at the Feeders Supply on State Street if you are interested in seeing me!



Many people attended the P.A.W.S. Rock the Riverfront concert last year that was put on by Cabo Wabo, and the Floyd County Animal Rescue League. The event raised thousands of dollars for the homeless animals of Floyd County.

This year, we are shaking things up a little! On Friday, September 19th, the Rumors will be performing at the New Albany Amphitheater.

Then, continuing the fun on Saturday, the New Albany Animal Shelter will be hosting it's first ever dog walk! Keep an eye on our website for more information on how to sign up and get sponsorships! Many prizes will be awarded to the groups and participants who raise the most money! P.A.W.S. Walk the Riverfront proceeds will go towards a new dog park in the community! A well exercised and socialized dog

is less likely to have behavior issues.

Throughout the rest of the day on Saturday, there will be many other family friendly activities that everyone can get involved in. Towards the evening there will be several bands playing to get those bodies moving again. These bands include, the Louisville Crashers, Mad Tax Payers, and 100% Poly.

More information will be available on our website as it becomes available. Email us your information and we will put you on our Rock the Riverfront email list, to personally receive new information regarding this event!

We don't care if you walk, run, or dance, just get ready for a Friday and Saturday full of fun on Sept. 19th and Sept. 20th.

Phone (812)948-5355

nafcanimalshelter@yahoo.com - www.nafcanimalshelter.org

215 W. Market St., New Albany, IN 47150

What is Your Cat Trying To Say?

While cats may seem mysterious to some, to others understanding a cat is simply a matter of paying attention, watching the cat's body language and responding accordingly. Cats use a variety of ways to communicate their feelings, needs and desires.

Cats use their tails to communicate regularly. Watching the position of a cat's tail is a great way to decipher how a cat is feeling. Here are some of the basics in tail communication.

- Tail up – This is a happy, cheerful cat who is most likely approachable.
- Tail down – This may indicate a cat who is scared or threatened.
- Tail moving rapidly back and forth – A cat's wagging tail isn't the same as a dog's happy tail wagging gesture. A fast-thumping tail is a good indicator that a cat is agitated and should be left alone.
- Tail moving slowly back and forth – If a cat is trying to decipher the situation, he may

move his tail back and forth slowly as he makes up his mind about how he feels.

•Halloween-cat tail – Yes, cats with Halloween-cat tails are scary! A cat in this stance is not in a good mood and is trying to appear larger and scarier than he is.

Another good way to gauge your cat's mood is to pay attention to the position of your cat's ears. The Humane Society of the United States shares tips for deciphering your cat's ear positions.

- Ears forward – A cat with ears slightly forward is likely feeling content or even playful.
- Ears straight up – When a cat is alert, his ears are likely standing at attention as well.
- Ears turned back – Watch out for this kitty! He might feel irritated, over stimulated, so it's probably a good idea to leave him alone.
- Ears turned sideways or back – This cat is feeling nervous or anxious about something. Use caution

around a cat whose ears are in this position.

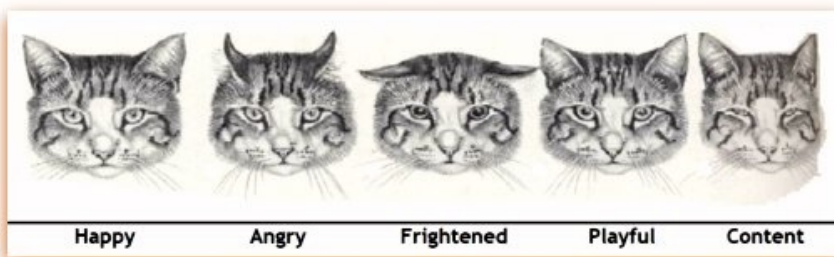

•Ears back and flat against head – This is a sure sign a cat is scared and feeling defensive. Ears flat against the head may also indicate an angry or aggressive cat. Either way, ears against the head means don't mess with this guy!

Not only are they beautiful and mesmerizing but a cat's eyes can offer all kinds of clues about how he's feeling about the world around him.

- Dilated pupils – Cat behaviorist say a cat's pupils may dilate when a cat is surprised, scared or stimulated.
- Constricted pupils – Constricted pupils might mean your cat is tense or possibly feeling aggressive.
- Stare – A stare down is likely a challenge from your cat.
- Slow Blinking – On the flip side, slow blinking is the opposite of the stare. This indicates your cat feels safe, comfortable and trusts you.
- Half Closed – Droopy lids indicate a relaxed and trusting kitty.

It is important to keep in mind that the amount of available light also needs to be considered when looking at a cat's eyes for communication purposes!

Often a cat will use several forms of body language to display his feelings. Take time to understand your cat's various ways of communicating and you'll be able to better decipher his moods and needs.



Frozen Tuna Treats

When it's hot outside, the last thing you want to do is turn on your oven. That's why we developed a quick heat free dog treat recipe. You can customize the recipe with dried herbs. We like dried parsley, but dill is a wonderful and traditional choice for seafood dog treats. If you don't have dried herbs, don't sweat it. These frozen dog treats are just as good plain.

Do you prefer to make vegetarian dog treats? You can make this dog treat recipe vegetarian by using a 1/2 cup of pureed fruits or vegetables in place of the canned meat.

We used an adorable fish shaped ice cube tray for our treats, but you can use a classic plastic ice cube tray instead. Let the



tray sit at room temperature for a minute or so to help the treat cubes pop out easier. You can also use small paper

cups, like mini muffin liners. Once the treats are frozen you will need to tear away the paper before serving to your dog.

Ingredients:

1 - 5 oz. can of tuna in water, 2 cups of plain nonfat yogurt, 1 tbsp. dried parsley

Instructions:

1. Empty the contents of your can of tuna in a medium bowl. Do not drain the water.

2. Using a fork, break apart the tuna until it is completely shredded into small pieces.

3. Add the yogurt and dried parsley.

4. Stir until thoroughly combined.

5. Using a spoon, carefully fill each compartment of your ice cube tray.

6. Freeze until solid, a couple hours, depending on the size of your cubes.

7. Release only the amount of cubes from your tray that you will be serving immediately.

8. Store the unused cubes in the tray, or in a labeled freezer bag.

Storing: These frozen dog treats must be kept frozen. They will keep fresh in the freezer for up to 6 months.

Yield: Depending on the size of your cubes, you will be able to make 1 1/2 to 2 full ice cube trays of dog treats.

Dog Days at the Drive-In Recap

It was another very successful year at Dog Days at the Drive-In at the Georgetown Drive-In!

We had a record number of dogs attending this year! Over 100 dogs attended the movies with their families. Area adoption agencies and pet related business were able to spread the word about their mission and what they do for pets and their owners.

Our P.A.W.S Recsue Wagon had a great day and adopted out 3 dogs while it was set up before the movies!

We couldn't have been this successful without the help from our community. We would like to thank everyone who has been involved!

We look forward to hosting this event again in the future. Watch our website for upcoming events later this summer!



We had another successful year!

It wouldn't have been possible without the help from our community!

New Albany Floyd County Animal Staff	Bread & Breakfast
Volunteers	J. Nicole Salon and Spa
Floyd County Animal Rescue League	Wick's Pizza
Louisville Science Center	Rookies Cookies
Newport Aquarium	Melissa's Pretty Paws
Heaven Hills Distillery	Muscle Monkey Grill
Paoli Peaks	New Albany Animal Shelter
Squire Boone Caverns	Ratbone Rescue
Marengo Caves	Piece of my Heart Rescue
Cave Country Canoes	Riverbend Reptiles
Derby Dinner Playhouse	Animal Adoption Network
French Lick West Baden Indoor Karting and Black Buggy	Derby City Dog Rescue and Disc Dogs
Big Splash Adventure Indoor Water Park	Crest Care - Chinese Crested Rescue
Nefarious New Albany	Mark and Reward Dog Training, LLC
National Corvette Museum	Creative Pet Projects, LLC
Cafe 27	Pet First Aid & CPR
Newport Aquarium	Invisible Fence of Southern Indiana
All FUR Fun Doggie Daycare	Buffalo Wild Wings
Gatti's Pizza	Hello Gorgeous Salon and Spa

And very importantly, the Powell Family at the Georgetown Drive-In for allowing us to continue the tradition of Dog Days at the Drive-In!

Need your Pet Spayed or Neutered? We can help!

Bimonthly, The S.N.I.P. Clinic and the NAFC Animal Shelter assist in getting your pets altered for a discounted price. Call or visit the Shelter for more information or to sign your animals up!


Happy Tails: Jojo

Jojo was a very sweet boy who was surrendered by his owner because of landlord issues. When he first arrived, he was a little timid of all the new people, sights and smells. After all, it is such a big scary world for such a little guy.

After a short time, he adjusted well and was able to be placed up for adoption. Within two days, he was adopted by his new amazing family.

He spent much of his first day in the yard enjoying the sun, playing, and napping. He felt right at home the moment he arrived!

Email us your happy tails story with pictures and your family may be featured in the next newsletter!



NAFC ANIMAL SHELTER INFORMATION

Hours:

Monday - Friday

9:00-5:00PM

Saturday

11:00-2:30

Adoption Prices:

Cats over 4lbs - \$20

Cats under 4lbs - \$60

Dogs - \$80

Information Corner

Dog Training Class

We are now taking applications for our Fall Dog Training Sessions!

Classes cover basic obedience and manners, and introducing some dog agility obstacles, K9 first aid, and an introduction into K9 "Bonding through Massage" are also covered in this class. Special issues can be addressed as needed.

Classes are held once a week on Sunday nights. Each session in 8 weeks long.

Spots are filling up quickly so sign up soon. Forms can be printed off our website or picked up at the Shelter.

Dogs adopted from the shelter can attend for \$20. Those not adopted from us have a fee of \$65. Fees need to be paid in advance.

For more information, please contact the shelter.

