



New Albany Floyd County Animal Shelter News



www.nafcanimalshelter.org

September 2013

Inside


- Lets Rock!
- Classifieds
- How to Talk to your Dog
- Pet Grief Series: Helping Kids Cope
- Changes in City Ordinances
- Happy Tails: Luna
- Comics
- Happy Responsible Pet Owners Month!

Classifieds



Buster
Beagle
2 Years Old
N. Male

Hi there! I am one gorgeous boy, aren't I? I am very happy go lucky and would love to put a little spark in your life too! Come see me!



Popo
DSH
2 Years Old
S. Female

I am looking for someone who knows how to treat a lady right. Nothing else matters, except lots of love and cuddling are required.



Lets Rock!



The time is coming to rock the night away at P.A.W.S. (Pets Are Worth Saving) Rock the Riverfront!

The Floyd County Animal Rescue League, along with Cabo Wabo (a philanthropic organization from Louisville) are holding a benefit concert for the homeless animals of Floyd County! The New Albany Animal Shelter is acting as a partner organization for FCARL and Cabo Wabo in this exciting endeavor.

The Rumors and 100% Poly will be keeping the music going from 6:00PM until Midnight at the New Albany Amphitheater on September 7th.

This is a 21 and over concert so make sure you bring your ID and an attitude ready to rock!

Admission is \$10 at the gate. An assortment of beers and wines will be available for purchase along with delicious food from JR's Pub and Wicks! We want everyone to know that this is a cash only event, too.

Rockers can also bring a paper towel donation that will be collected at the event. Look for the Wags N Whiskers Wagon by the gate to drop off your paper towel donation!

You won't want to miss our new P.A.W.S. Mobile Unit that will be available for viewing as well.

Bring your friends, but not your pets, and enjoy a great night of music, food, drinks, and fun all while benefiting the needy animals of Floyd County.



(P.A.W.S.)

PETS ARE WORTH SAVING

FEATURING:

THE RUMORS & 100% POLY

NEW ALBANY RIVERFRONT AMPHITHEATER

SEPTEMBER 7TH, 6PM-12AM

*ADULT ONLY, MUST BE 21 TO ATTEND

HUMAN PARTY ANIMALS ONLY

ADMISSION \$ 10

Phone (812)948-5355 - Fax (812)981-3773

nafcanimalshelter@yahoo.com - www.nafcanimalshelter.org

215 W. Market St., New Albany, IN 47150

How to Talk to your Dog

What we say to our dogs is important. How we say it is crucial. Different tones of voice are used to distinguish between commands, corrections, and praise. Commands are given in a firm, strong tone of voice. Corrections get a little lower, sharper and growlier. Praise is more exuberant and excited — pleasant, but not so exuberant to incite him to wiggle out of control.

All commands should be preceded by the dog's name. How else will Rover know you're talking to him? But even before that, you're going to teach Rover to look at you. Trace a line with your index finger from Rover's eyes to yours. When he makes eye contact, talk to him and encourage him to sustain it for a few seconds with a "Good watch!" in an upbeat tone of voice. You can also get Rover's attention with a little tidbit of food. Let him sniff it, then move the food to eye level. When he looks up, praise him and give him the treat. Now that you have his attention, he is ready to listen.

Your dog's mother did not repeat herself over and over again. Neither should you. Once the dog understands what a command means, it should only be said once, "Rover, sit!" If he continues to sniff the air, or otherwise ignore you, it's "NO, sit!" (an instructive reprimand) and then if you must, place the dog in the sit position.

When teaching a command for the first time, it is important to help the dog to be successful by luring him into the position. Dogs are not born with an innate understanding of words. They learn by associating words with actions.

Be consistent only ask the dog to do one thing at a time. If you ask your dog to "Sit down," how is he to know which

to do? "Sit" and "Down" are two different commands. Be specific with your commands. When you want him off the couch, don't interchange commands like "down" and "off."

Make sure all family members are using the same commands; otherwise the confusion will delay training success.

Above all, keep it positive. You're communicating and building a relationship. You work for rewards (salary, bonuses, commissions), so will your dog!

Here is a vocabulary list you can check out!

-WATCH ME or LOOK AT ME! Get your dog to focus on you and make eye contact.

-PHEW/ECH/NO/WRONG! Wrong choice, the dog blew it. This should be said in a low, firm tone of voice.

-OUCH or IEEE! Stop that mouthing, it hurts! When your dog bit down too hard on his littermates, they yelped at him and stopped playing.

-GOOD DOG/WHAT A GOOD KID! Right choice. This should be said in an upbeat, happy tone of voice. You want the dog to know that what he did was wonderful and should keep doing it.

-SIT! The most basic of all commands. It can be practiced before eating, at street corners, in elevators, or whenever you need to get active control of your dog.

-DOWN! This means lie down. Down is a very subordinate position, so some bossy dogs may not readily comply. It should be used when you want your dog to be comfortable or when you need control of a dog throwing a tantrum. Do not confuse this



with "Off!"

-STAND! Use this when you want the dog to go from a sit or down and stand with all four feet on the ground. This is very useful at the vet's office or at the curb on a rainy day.

-STAY! This means do not move from whatever position you are in. You may ask your dog to "sit stay," "down stay," etc.

-OKAY! Dog is released from whatever position you asked him to assume. He is done working until the next command is given.

-LET'S GO! This is the command for controlled walking, what you do on a regular basis with your dog. The dog may go out to the end of his six-foot leash and sniff around and do his thing but he may not drag you down the street or trip you.

-HEEL! This is a very precise position at your left side. The dog walks beside you with his shoulder at your knee. If you stop, the dog stops. Heel is a good command to use on very crowded streets or when you want your dog very close, such as when there's broken glass in your path.

-COME! When your dog hears this command, he should leave whatever he is doing and come to sit in front of you. Because this can be a lifesaving command, you should always give it in the most cheerful, inviting tones. Reserve a very special treat for teaching it and always keep it positive. Never call your dog to punish it!

-OFF! Use this for jumping up on either people, furniture, or counter tops. Don't confuse this command with "down."

-LEAVE IT! This tells your dog not to even think about picking up the object, to avert your eyes from the object, other dogs, rollerbladers, etc. It is very useful on city streets.

Helping Kids Cope with Pet Loss

If your family includes a young child and a dog, cat or other companion animal with a relatively short lifespan, you could at some point be faced with helping your youngster cope with the death of a much-loved pet. This can be more difficult because you must do this during a time when you're dealing with your own grief.

For many children this will be their first experience with death, and confusion, fear and even guilt can accompany feelings of grief and sadness.

Some kids express anger toward friends who still have their pets, while others worry their classmates and friends will make fun of them for feeling so sad at the loss of their pet.

It's best not to make assumptions about what your child is or isn't feeling, does or doesn't understand, or his beliefs about what has happened to his pet.

Kids get input from many sources beyond their parents. Depending on your child's age, he's picking up information from other children, from TV shows, the internet, books, magazines, movies, music, teachers and other adults. Often parents


mistakenly believe their children form opinions and ideas identical to their own. But youngsters filter information in their own way and reach their own conclusions and beliefs about experiences and events.

Talk to your child about the death in an open, honest manner, and share your own feelings as a way of encouraging him to share his. Keep the lines of communication open and you'll likely discover either your youngster has a good understanding of what has happened, or he's harboring some misconceptions you can clear up for him.

According to grief experts, one of the most important things you can do when your family loses a beloved pet is to avoid telling your child how he or she should feel. Children should not be criticized for crying or told to be 'strong.'

You can help your youngster grieve in a productive way by being open about your own sense of sadness and loss. Be honest about how you're feeling and don't try to hide your emotions.

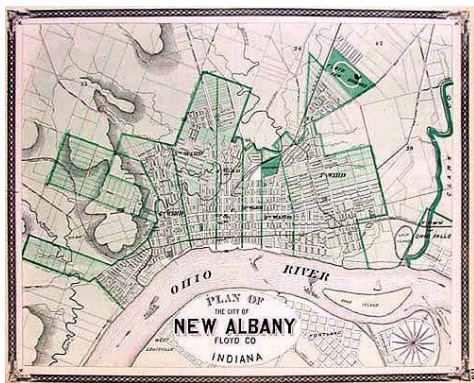
Do take care not to frighten your child with an out-of-control expression of



grief. Crying is fine. Wailing, screaming or other very dramatic displays of emotion are not appropriate in front of a child who views you as her safe harbor. Share in your child's sadness -- but don't overwhelm them with your own. Be your youngster's protector, even during periods of intense sorrow. When you model a healthy way of dealing with grief, it helps your child realize others experience pain and sadness just as she does, her feelings are normal and acceptable, and she isn't alone during this difficult time.

Grief is a process, not an event. It takes time to work through the process. The good news is the vast majority of kids will adjust in a normal, healthy way to the loss of a pet if the parents' approach is gentle, simple and honest.

Changes in City Ordinances



For those of you who live in, or visit New Albany, you may want to take a look at

the new City Ordinances for dogs. New Albany.

Recently, the Ordinance experienced a few changes. Some are only minor, others are larger. To best protect yourself from possible issues, it is ideal to read through it and make sure you and your animals are in compliance.

Chickens are now included in the ordinance. Changes were also to the rules pertaining to the tethering of

dogs. In additions, there have been changes in the fee schedule for some items covered in the ordinance.

To view the new edition, you may visit our website at

nafcanimalshelter.org. Keep an eye open for a new ordinance to take effect in Floyd County as well in the coming months.

Need your Pet Spayed or Neutered? We can help!

Bimonthly, The S.N.I.P. Clinic and the NAFC Animal Shelter assist in getting your pets altered for a discounted price. Call or visit the Shelter for more information or to sign your animals up!

Happy Tails: Luna


Luna, formerly known as Sapphire, was a gorgeous adult cat who was adopted from the Shelter by an amazing family in April.

Lulu adjusted very quickly to her new surroundings and seems very happy. She loves sitting in the windowsill, her feather toys, and joining us for adventure time outside. She is the owners' little shadow and is very curious and playful.

Her new

family is completely in love with their furry addition! It can really pay off with loads of love when you take a chance on adopting an adult cat!

Have you adopted from the New Albany Animal Shelter? If so, Send us your happy tail story and pictures for our next newsletter! These can be submitted to nafcanimalshelter@yahoo.com.



NAFC ANIMAL SHELTER INFORMATION

Hours:

Monday - Friday

9:00-5:00PM

Saturday

11:00-2:30

Adoption Prices:

Cats over 4lbs - \$20

Cats under 4lbs - \$60

Dogs - \$80

Information Corner

Dog Training Class

We are now signing up for our Fall Dog Training Sessions!

Classes

cover basic obedience and manners, K9 first aide, and an introduction into K9 "Bonding through Massage" are also covered in this class. Special issues can be addressed as needed.

Classes are held once a week on Sunday nights. Each session in 8 weeks long.

Spots are filling up quickly so sign up soon. Forms can be printed off our website or picked up at the Shelter.

Dogs

adopted from the shelter can attend for \$20. Those not adopted from us have a fee of \$65. Fees need to be paid in advance.

For more information, please contact the shelter.

