



New Albany Floyd County Animal Shelter News



www.nafcanimalshelter.org

May 2016

Inside


- Dog Bite Prevention Week
- May is National Chip your Pet Month
- Timely Tips about Ticks
- Urban Chickens
- Happy Tails: Jasper
- Information Corner: Hot Cars and Hot Dogs

Classifieds



Yoki
DSH
3 Years old
N. Male

Looking for someone who truly cares- not someone who will abandon me on the tracks for a puppy. I am lover but may be a little reserved at first. Please don't let me down.



Priestly
Jack Russell X
5 Months Old
N. Male

Hi there! I am a super sweet, fun loving guy looking for a new place to call mine. I love just about everyone so why don't you come see me!

May 15th -21st Is National Dog Bite Prevention Week

National Dog Bite Prevention Week® takes place during the third full week of May each year, and focuses on educating people about preventing dog bites. The dates in 2016 are May 15-21.

With an estimated population of 70 million dogs living in U.S. households, millions of people – most of them children – are bitten by dogs every year. The majority of these bites, if not all, are preventable.

•"Prevent The Bite" reports that according to the Center for Disease Control, dog bites were the 11th leading cause of nonfatal injury to children ages 1-4, 9th for ages 5-9 and 10th for ages 10-14 from 2003 - 2012.

•The Insurance Information Institute estimates that in 2013, insurers across the country paid over \$483 million in dog bite claims.

•The American Society for Reconstructive Microsurgery reports that according to the American Society of Plastic Surgeons, 26,935 reconstructive procedures were performed in 2013 to repair injuries caused by dog bites.

•The U.S. Postal Service reports that 5,581 postal employees were attacked by dogs in 2013. Children, elderly,

and postal carriers are the most frequent victims of dog bites.

•The American Humane Association reports that 66% of bites among children occur to the head and neck.

Take this opportunity to learn more about dog bite prevention and help educate others, especially children so we can all work together to prevent dog bites.

The NAFC Animal Shelter has an interactive educational program for children teaching Dog Safety & Bite Prevention.

Let's Talk Dog!

Be Like a Tree Around Loose / Excited Dogs:

- Stand in place.
- Keep hands at feet.
- Count until dog leaves.

Proper Way to Meet a Dog:

- Ask the owner.
- Ask the dog.
- Pet under chin.

Common Dog Stress Signals:

- Lip Licking
- Turning Away
- Hard Mouth
- Yawning
- Head Down
- Shaking Off

www.tiamjperifoundation.org

Providing Awareness and Education so there can be a Tomorrow.

Phone (812)948-5355

nafcanimalshelter@yahoo.com - www.nafcanimalshelter.org

215 W. Market St., New Albany, IN 47150

May Is National Chip Your Pet Month

7 Reasons To Microchip Your Pet

About 10 million pets go missing or are stolen each year, according to the American Humane Association. Pet owners' best defense against this is microchipping, which is a simple procedure done at the veterinarian. Many local animal shelters also now provide this service. Both cats and dogs can be easily microchipped for a \$25 - \$50 fee. Home Again, a prime source for microchipping needs and information, currently has more than six million pets enrolled in its program and boasts that more than one million pets have been returned home because of its services. If those numbers aren't enough evidence that microchipping is a good idea, check out the list of seven more reasons below.

1. It hurts your pet very little. Getting microchipped is as simple as getting a vaccination. It probably hurts about as much as it does when we get shots.

2. It's a simple procedure. The microchip is about the size of a grain of rice and is inserted into a soft area on the back. Easy and simple.

3. It could save your pet's life. If your pet is lost or stolen, having a microchip could be the key to bringing Fido back home. If someone finds and takes your pet in to get scanned, you'll be reunited in no time.

4. It's your proof of ownership. If your pet is stolen and ends up getting scanned somewhere, your information will pop up, as long as you've registered the chip with the database. It's a quick way for your stolen pet to be returned to you.

5. If you have an outdoor pet, it will put your mind at ease. Some people, myself included, let their animals roam around outside. I recently got my cat microchipped because of that. I used to let him out to wander around

while I was at work, and I realized that someone could easily pick my boy up and take him (especially because he's the friendliest cat you'll ever meet), so I got him microchipped. I feel better knowing if he wanders off or if something happens, he can hopefully be brought in and returned to me.

6. It's a onetime deal. Once the chip is inserted, it'll stay there and be viable for your pet's lifetime. So that makes it a onetime fee for the insertion. (There's a small yearly membership fee for some microchips, but if it helps you reunite with your pet, it's all worth it.)

7. A collar and tag will only go so far. A collar or tag can easily fall off or be removed. A microchip isn't going anywhere. For more information on microchipping your pets, call your veterinarian or local animal shelter.

One study showed out of **7,700** stray animals at animal shelters, pets with microchips were returned home far more often.



52.2%
of dogs were reunited with their owners

38.5%
of cats were reunited with their owners



Compared to dogs & cats without microchips.



**WHY TAKE THE RISK?
GET YOUR PET MICROCHIPPED**



Timely Tips About Ticks



Spring is in full swing across much of North America, and while that means sunnier skies and more green, it also means that tiny tick nymphs are emerging from their eggs.

These ticks, which can easily pass for no more than a freckle on the skin, are notoriously difficult to detect, but are no less dangerous than their full-grown counterparts when it comes to spreading Lyme Disease, a serious and often debilitating bacterial infection.

Prevention of tick infestations

on your pet begins with your veterinarian. Your pet's doctor can recommend appropriate prevention. This is commonly found in oral treatments, sprays, topical treatments and collars. There are many products available, and they vary in effectiveness and cost.

What Happens If You Find An Attached Tick?

If you find a tick attached to your skin or your pet's, do not panic. Not all ticks are infected with Lyme disease, but if you find a tick, the sooner you find it and remove it, the less are the chances that you will be infected by the disease.

To remove a tick:

Using a pair of pointed precision tweezers*, grasp the tick by the head or mouthparts right where they enter the skin. **DO NOT** grasp the tick by the body.

Without jerking, pull, firmly and steadily, directly outward. **DO NOT** twist the tick out, or apply petroleum jelly, a hot match, alcohol or any other irritant to the tick in an attempt to get it to back out. These methods can backfire, and can even increase the chances of the tick transmitting the disease.

Place the tick in a vial or jar of alcohol to kill it, and clean the bite with disinfectant.



May is International Respect for Chickens Month, so we're going to talk about raising chickens for fresh eggs!

About three hens will provide a family of four with plenty of eggs, but, it's important to understand what raising backyard chickens entails.

Is it legal? Depending on where you live, it might be illegal to raise backyard chickens to provide food for your family. Chickens in the city of New Albany must be kept in a covered enclosure, and only hens are allowed. **NO ROOSTERS!**

It is recommended that you purchase newborn chicks that will arrive at your home when just a few days old, which will help the chicks establish a pecking order and become used to having humans around. The type of housing you'll need depends on how many chickens you're going to house. Figure a minimum of 1½ to 2 square feet per chicken inside the henhouse, and 8 to 10 feet of yard

Urban Chickens

outside. Bigger is better. Before you order chicks, make sure you have your henhouse set up in a good spot. You can find plans for smaller, more urban- or suburban-appropriate houses online.

Coops can range in dimensions from rabbit-pen size to storage-shed size, and can cost between a few hundred dollars and \$10,000-plus. No matter which model you choose, follow a few basic rules:

Make sure the floor sits at least 2½ feet off the ground to prevent rotting (the area underneath also offers shade to hens outside during warmer months).

Opt for knotty cedar for the floor; the rest can be made out of pine. Avoid using pressure-treated wood, which is toxic to chickens.

Make sure there is adequate air circulation.

Be sure the coop has a door for hens on one side and a human-size door on the other end, so people can easily clean it.



Make sure the design includes a long horizontal flip-up door so you can easily harvest eggs.

Don't place the coop near a neighbor's home, or under your home's windows.

Consider placing the coop against a garage to provide more insulation. Even if you don't have much extra space, consider what existing structures and space you have, such as a play structure or space beneath a deck or staircase that can be used.

Predator-proof your run. Because birds are most vulnerable at night, make sure they spend their nights locked up in a secure henhouse. But the outside run area must be secure, too. Critters will dig under fencing, so find out what predators range in your area so that you can guard against them successfully. McNichol and Johnson suggest burying chicken wire at least 12 inches down around the perimeter of your fence. Use berry netting on the top of the run to deter aerial attacks from hawks and owls.

May Dates to Remember

May 2nd & May 30th - Closed for Election Day and Memorial Day

May 19th, 4:30PM - Animal Control Authority Board Meeting

May 26th, 6:00PM - Volunteer Orientation

Need your Pet Spayed or Neutered? We can help!

Every month, The S.N.I.P. Clinic and the NAFC Animal Shelter assist in getting your pets altered for a discounted price. Call or visit the Shelter for more information or to sign your animals up!

Happy Tails: Jasper



Jasper wasn't at the Shelter for long before he was in his forever family, unknowingly to them. He was being fostered by a family while the floors were being done at the Shelter. It was only supposed to be 3 days.

He is a cat that needed the ability to have access to outside, as he would not use the litterbox. This worked great for his new family.

Everyone, including the dogs and baby, absolutely fell in love with him.

His favorite things to do is cuddle and hunt. Jasper loves to bring his family "presents" to show his gratitude!

Please send us your happy tails adoption story along with pictures to our email at nafcanimalshelter@yahoo.com. and help



NAFC ANIMAL SHELTER INFORMATION

Hours:

Monday - Friday

9:00-4:30PM

Saturday

11:00-2:30

Adoption Prices:

Cats over 4lbs - \$20

Cats under 4lbs - \$60

Dogs - \$80

Information Corner

Hot Cars and Hot Dogs

While there haven't been to many hot days yet, the summer heat is just a few weeks away. As the temperature rises, so does the dangers to your pets.

Pets left in the car, even with the windows cracked, can easily begin to over heat. The temperature inside of the car can easily be 20-30 degrees higher than the temperature outside!

It is best for animals to stay home during errands. If they MUST go, bring a friend that can stay in the car while you run inside, or go to pet friendly places where they can go inside as well.

It can take only a few minutes for an animal to overheat in a car. Don't take any chances of maybe being somewhere a little longer than expected. It's not worth the risk!

